



Workbook Answer key
Super Minds 5
H2(unit 2 and 3)



- 1** **WB p22** Find eight countries in the word search. Write them on the map. Look → and ↓.

Aim: to practise spelling and check comprehension

Key: 1 Venezuela, 2 Guyana, 3 Suriname, 4 Colombia, 5 (Ecuador), 6 Brazil, 7 Peru, 8 Bolivia

- 2** **WB p22** Find four more rainforest words in the word search in Activity 1. Write the words.

Aim: to give further practice with the new vocabulary

Key: 2 branch, 3 creeper, 4 beaks, 5 anaconda

- 3** **WB p22** Write the words in the correct column.

Aim: to practise classification skills

Key: Big cats: lion, jaguar, tiger, Birds: duck, parrot, toucan; Insects: (beetle), butterfly, spider



1 **WB p23** Read and match.

Aim: to practise reading long numbers

Key: 1 one hundred, 2 five hundred, 3 one thousand, 4 ten thousand, 5 one hundred thousand, 6 one million

2 **WB p23** Write the words.

Aim: to practise writing numbers as words

Key: 2 five thousand six hundred and forty, 3 fifteen thousand six hundred and forty-eight, 4 seventy-nine thousand four hundred, 5 one hundred and eighty-one thousand nine hundred and seventy-nine, 6 six hundred and eighty thousand four hundred and thirty-two, 7 three hundred and sixty thousand

3 **WB p23** Read. Which continent has the longest rivers in total – Africa, North America, South America or Asia?

Aim: to give students practice combining numbers

Key: Asia



1 **WB p24** Read and complete the dialogue.

Aim: to practise functional language

Key: 2 Do we have to, 3 Do we have to bring/pack/have, 4 that, 5 have to, 6 anything else

2 **007** **WB p24** Listen and say the words.

Aim: to practise the sounds /tʃ/ and /dʒ/

- Read the Phonics tip aloud. Ask students to press their fingers against their throat as they make the two sounds. They only feel a vibration when they say the voiced /dʒ/ sound.

For script see WB p24.

3 **WB p24** Choose and write.

Aim: to practise the sounds /tʃ/ and /dʒ/ and identify different spellings of /dʒ/

4 **008** **WB p24** Listen, check and say the sentences.

Aim: to practise the sounds /tʃ/ and /dʒ/ and identify different spellings of /dʒ/

For script see WB pXX.

Key: 2 bridge, 3 giraffe, 4 watch, 5 jam, 6 language, 7 fridge, 8 children, 9 jumper, 10 dangerous



1 **WB p25** Match the sentence halves.

Aim: to practise reading and grammar

Key: 2 The jungle is dangerous and so are its leaves. 3 When you walk through the jungle, you have to wear boots. 4 There are lots of snakes and lots of roots.

2 **WB p25** Look at the pictures and complete the sentences.


Aim: to give students further practice with *had to*

Key: 2 we had to collect the wood, 3 we had to make a fire, 4 had to cook lunch, 5 we had to wash the dishes/wash up, 6 we had to brush our teeth

3 **WB p25** Think of things you had to do last weekend. Write sentences.

Aim: to give students further writing practice with *had to*



- 1**  **WB p26** Remember the story. Match the questions with the answers. There are two extra answers.

Aim: to check comprehension of the story

Key: 2 a, 3 f, 4 b, 5 e, 6 h



- 2**  **WB p26** How do the children feel?

Aim: to encourage students to reflect on emotions of characters

- 3**  **WB p26** Think and answer.

Aim: to personalise the story and practise writing



- 4**   **WB p27** Look and read. Match the text with the pictures.

Aim: to focus students on the value of respecting other cultures

Key: 2 e, 3 c, 4 b, 5 f, 6 a

- 5** **WB p27** Complete the sentences about your country.

Aim: to enable students to reflect on their own culture



1

WB p28

Look and read.

Choose the correct words and write them on the lines. There are four extra words. **Exam skills**

Aim: to review vocabulary

Key: 2 fire, 3 countries, 4 branches, 5 jaguar, 6 mosquito, 7 pool, 8 languages, 9 butterfly, 10 bottle, 11 snakes



1 **WB p30** Look and match the ecosystem with the photos.

Aim: to practise vocabulary

Key: a 3, b 6, c 5, d 4, e 1, f 2

2 **WB p30** Write the name of the ecosystems from Activity 1 in the chart.

Aim: to practise new vocabulary and reading

Key: 1 ocean, 2 wetlands, 3 rainforest, 4 grassland, 5 tundra, 6 desert

3 **WB p30** Where do they live? Write the names of the animals in the chart in Activity 2.

Aim: to practise matching animals and ecosystems

Key: 1 lion – grassland, 2 polar bear – tundra, 3 whale – ocean, 4 crocodile – wetlands, 5 camel – desert, 6 monkey – rainforest

4  **WB p30** Read and answer.

Aim: to practise speaking and apply knowledge



5 **WB p31** Why are rainforests important? Read and tick ☒ the reasons the article mentions.

Aim: to practise reading for specific information

Key: Students tick 1, 3, 4 and 5.

6 **WB p31** What have you found out about the ecosystem you chose? Complete the mind map.

Aim: to consolidate knowledge and practise using graphic organisers



- 1** **WB p32** Correct the sentences by writing the missing word from the box in the right place.

Aim: to practise reading and writing skills

Key: 2 You don't have to cook the sausages. They are already cooked.
3 When we arrived at the campsite we had to put up the tent. 4 There are about ten thousand kinds of birds in the world. 5 In 2012 the Olympic Games were in London.
6 There are three hundred and sixty-five days in a year.

- 2** **WB p32** Join the pieces to make words and use them to complete the sentences.

Aim: to review vocabulary and practise spelling

Key: 2 branch, 3 tundra, 4 beetle, 5 anaconda, 6 sloths



1 **WB p34** Look and write the names.

Aim: to practise writing the new vocabulary and to check comprehension

Key: 2 backing singers, 3 dancers, 4 bodyguard, 5 bass guitar, 6 drum kit, 7 fans

2 **WB p34** Read and complete.

Aim: to give further practice with the new vocabulary

Key: 2 drums, 3 electric guitar, 4 bass guitar, 5 stage, 6 fans, 7 stage, 8 bodyguard(s)



- 1** **WB p35** Complete the sentences with *going to* and the correct verb from the box.

Aim: to review vocabulary from the lesson

Key: 1 going to play, 2 going to sit, 3 going to take

- 2** **WB p35** Make questions for an interview with a rock star.

Aim: to give students practice with question formation

Key: 2 When is it going to come out?
3 Are you going to play a concert in London?
4 Are you going to have a holiday after the concert?
5 Where are you going to spend your holidays?
6 Who are you going to take with you?

- 3** **WB p35** What are they going to do at the weekend? Look and write sentences.

Aim: to give students further writing practice with *going to*


Key (suggested answers):

- 2 Daniel's going to play the guitar.
3 Mia's going to play volleyball.
4 Amy's going to meet her friends..

- 4** **WB p35** What are you going to do at the weekend? Write sentences.

Aim: to personalise the language and practise writing



- 1**  **010** **WB p36** Listen to the song again and draw lines to link the words that rhyme. Write the groups of words.

Aim: to practise recognising rhyming words

Key: Group one: star, car, far; Group two: king, sing, win; Group three: be, see; Group four: can, man

For script see SB p36.

- 2**  **011** **WB p36** Listen and say the words.

Aim: to practise words with the sounds /ɒ/ and /əʊ/

For script see WB p36.

- 3** **WB p36** Write the words in the sock or the coat.

Aim: to identify words containing the sounds /ɒ/ and /əʊ/

Key: sock: drop, hot dog, long, lost, bottle, sorry, forest; coat: won't, old, glow, cold, ago, explosion

- 4**  **012** **WB p36** Listen, check and say the words.

Aim: to practise containing the sounds /ɒ/ and /əʊ/



1 **WB p37** Read and write
past or to.

Aim: to practise telling the time

Key: past, to

2 **WB p37** Draw the times.

Aim: to give students further practice with interpreting times

3 **WB p37** Write the times.

Aim: to give students further practice with telling the time


Key: 2 It's twenty to nine 3 It's ten to six 4 It's twenty-five past three. 5 It's ten to seven. 6 It's twenty-five to ten.

4 **WB p37** Look and write
about parts of Harry's day.

Aim: to give students practice writing times in daily routines


Key: 1 ten past eight. 2 Harry has breakfast at nine o'clock. 3 Harry has lunch at five to one. 4 Harry goes to bed at quarter to twelve.



- 1**  **WB p38** Remember the story. Read and complete the text with words from the box.


Aim: to review vocabulary from the story

Key: 2 dressing room, 3 confused, 4 shouting, 5 coat, 6 wig

- 2**  **WB p38** Read the summary and underline seven mistakes.

Aim: to practise reading for detail

Key: Students underline: angry, house, hat, sad, helicopter, pizza

- 3**   **WB p38** Read and choose the best answer.

Aim: to make inferences about a story

Key: 1 b, 2 a, 3 a, 4 b



4 **WB p39** Read and draw the times on the clocks.

Aim: to practise telling the time

Key: 2 twenty-five past eleven, 3 a quarter past seven, 4 eight o'clock, 5 twenty-five to ten, 6 ten o'clock, 7 twenty past eleven

5 **WB p39** Read Elvis's answers and write the questions.

Aim: to practise forming questions

Key: 2 Did you always want to be a singer? 3 Who is your favourite singer? 4 What kind of films do you like? 5 Are you married? 6 Can I have your autograph?

6 **WB p39** Who's your favourite singer? Write five questions you would like to ask.

Aim: to encourage creativity and practise writing



1 **WB p40** Read and complete the dialogue. Choose from a–h. You don't need to use all the answers.

Aim: to practise reading and check comprehension

2 **013** **WB p40** Listen and check your answers.

Aim: to practise listening

For script see WB p40.

Key: 1 b, 2 h, 3 e, 4 a, 5 c

3 **WB p40** Read the email and write the missing words. Write one word on each line. **Exam skills**

Aim: to practise reading and writing skills



Key: 2 went, 3 were, 4 took, 5 but, 6 send/email



1 **WB p41** Read and complete the sentences with words from the box.


Aim: to practise vocabulary from the story

Key: 2 join, 3 loud, 4 arranged, 5 chance, 6 well

2   **WB p41** What message can we learn from the story in the Student's Book? Underline the best summary.

Aim: to focus on the value of not giving up

Key: c

3  **WB p41** Write a short advert for a band using the example to help you. Make up a name for the band.


Aim: to practise writing an advert



- 1** **WB p42** Look and match.
What kind of music do you think they are playing?

Aim: to review vocabulary for musical genres

Key: 1 jazz, 3 hip hop, 4 orchestral, 5 rock

- 2**  **WB p42** Read.
Underline and correct the mistakes in the sentences below.

Aim: to practise reading

Key: 2 Jazz is a mixture of European orchestral music and blues.
3 'Blues' is often sad music.
4 The guitar, drums and piano are common jazz instruments.

- 3** **WB p43** Read the article and complete the fact file.

Aim: to practice reading and review unit language

Key: Name: Louis Armstrong;
Born (when): 4th August 1901;
Born (where): New Orleans, USA;
Music genre: jazz; Instrument: cornet, trumpet; Did he sing? Yes;
Famous record: What a wonderful world; Famous because: good at improvisation and a very good singer; Fun fact: the airport of New Orleans is named after him

- 4**  **Project** **WB p43** What have you found out about the musician you chose?

Aim: to extend general knowledge about musicians and practise note-taking

- 1** **WB p44** Make three sentences with the phrases in the diamond. Use three different phrases in each sentence.

Aim: to review *going to*

Key: 1 at five past nine. 2 Are you going to come to the birthday party? 3 My sister is going to buy a new camera.

- 2** **WB p44** Find the words and use them to complete the sentences.

Aim: to review music vocabulary

Key: 2 backing, 3 bodyguards, 4 hip hop, 5 spotlights, 6 orchestral

- 3** **WB p44** Complete the sentences with your own ideas.